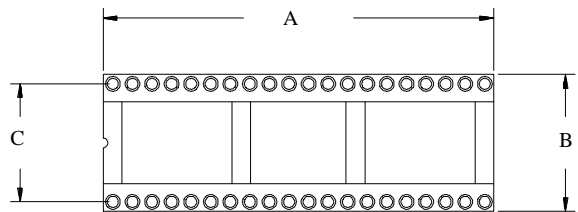
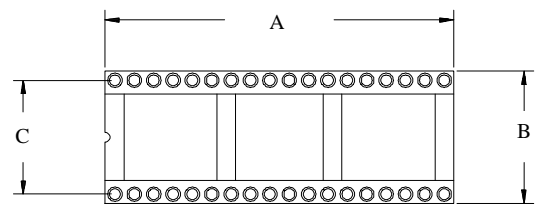
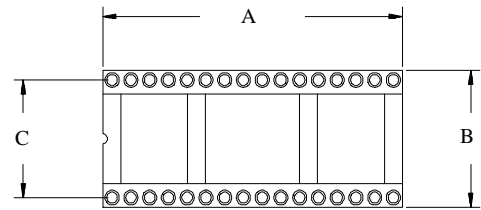
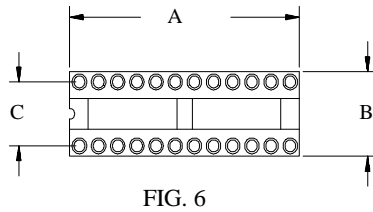
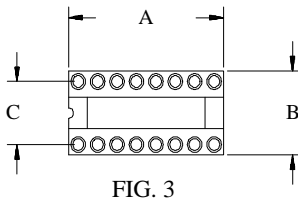
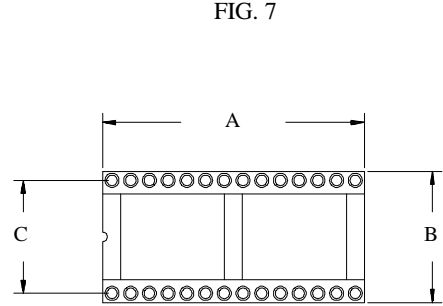
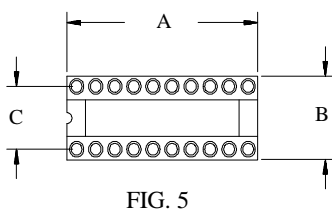
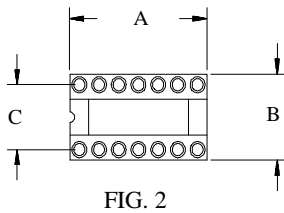
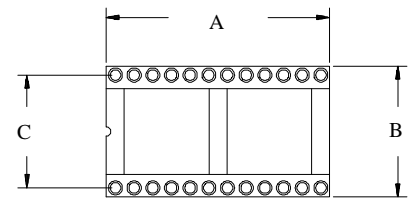
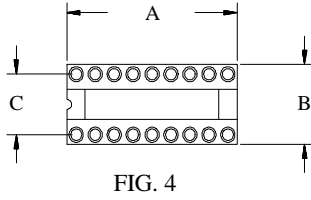
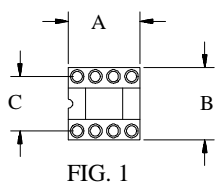


# INSULATORS



For available closed frame insulators see page 9

PIN P/N	OAL	BB	E	F	G	H
0239	.482	.190	.030	.170	.020	.115
0218	.460	.210	.018	.125	.018	.125
0240	.530	.236	.030	.170	.020	.115
0241	.600	.315	.030	.170	.020	.115
0230	.611	.331	.025	.126	.018	.125
0219	.585	.335	.018	.125	.018	.125
0220	.835	.585	.018	.125	.018	.125
0242	.890	.605	.030	.170	.020	.115
0231	1.492	.606	.025	.126	.018	.154
0221	1.085	.835	.018	.125	.018	.125
0243	1.364	1.070	.030	.170	.020	.115

NOTE: DIMENSIONS OAL, BB, F & H TOL. +/- .005

